

## Design Proposals



architecture | **2B**



Existing Site Plan  
1 : 2000 @ A3



1 - Front Entrance



2 - Front Signage



3 - Trees Behind 18th Green



4 - Putting Green



5 - Rear Of Clubhouse



6 - Driving Range



7 - Driving Range Side Fence



8 - Across First Fairway Towards Neighbouring Buildings

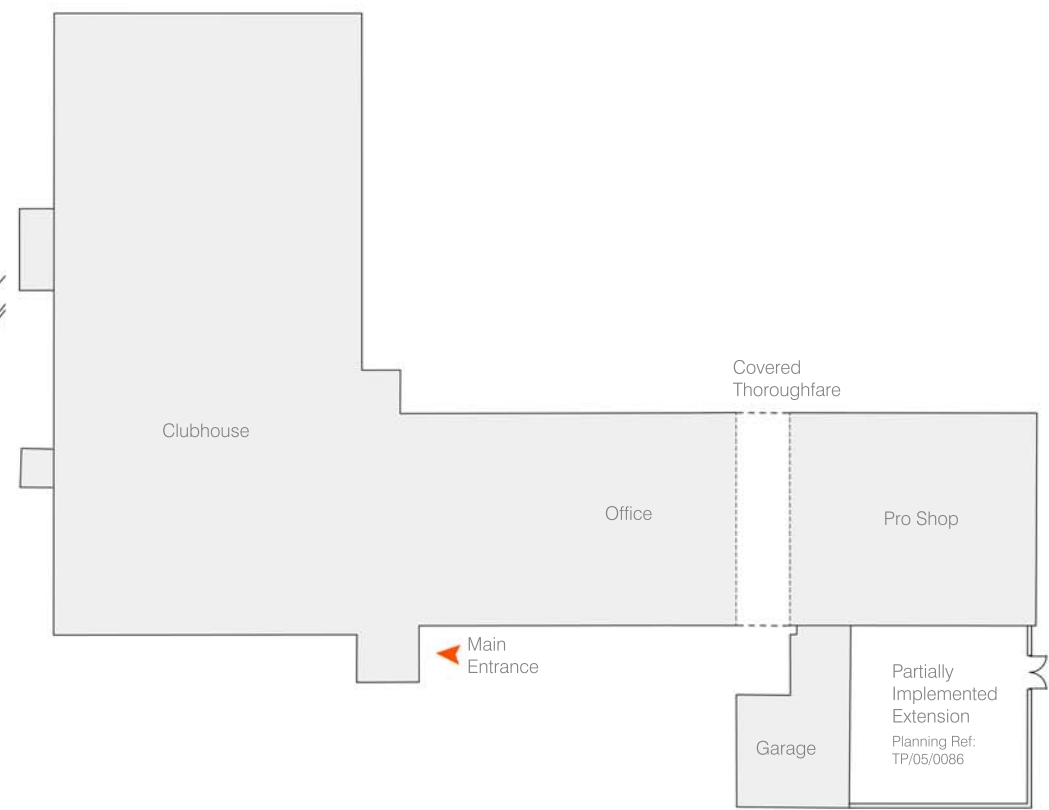


9 - Across First Fairway Towards Hole 1




10 - Across First Fairway Towards Road

Site Photos



Existing Pavilion Plan  
1 : 400 @ A3



Aerial Photo



Existing Front  
Elevation  
1 : 200 @ A3





## Analysis




architecture | **2B**

Trent Park, Enfield 2010-568(A)





1 : 1000 @ A3  
Indicative Master  
Plan



Landscape to screen pitches

New Position of Tee 1 at higher level,  
remodeled as per Gaunt Golf Design, Golf  
Course Architects Proposals

Enhanced landscaping to provide separation  
between the pitches and first tee area

Improved Landscaping to Screen Pitches  
from Neighbouring Property

New Retaining Wall

New Acoustic Fence as per Sharps Redmore  
Partnership's Specification

New Green Fee Ticket

Putting Green to be Retained

New Practice Chipping Green

New Kids Mini Putting Course

Improved Landscaping

New Elevation Treatment

Improved Pedestrian Access

Improved Entrance Signage

175 Car Parking Spaces  
(Area = 3965sqm approximately)

New Landscaping and Low  
Level Bollard Lighting

Improved Landscaping to  
Screen Car Park as per  
Gaunt Golf Design,  
Golf Course Architects

Existing Pedestrian Route  
to be Formalised

- = Existing Trees
- = Proposed Trees
- = Proposed Landscaping

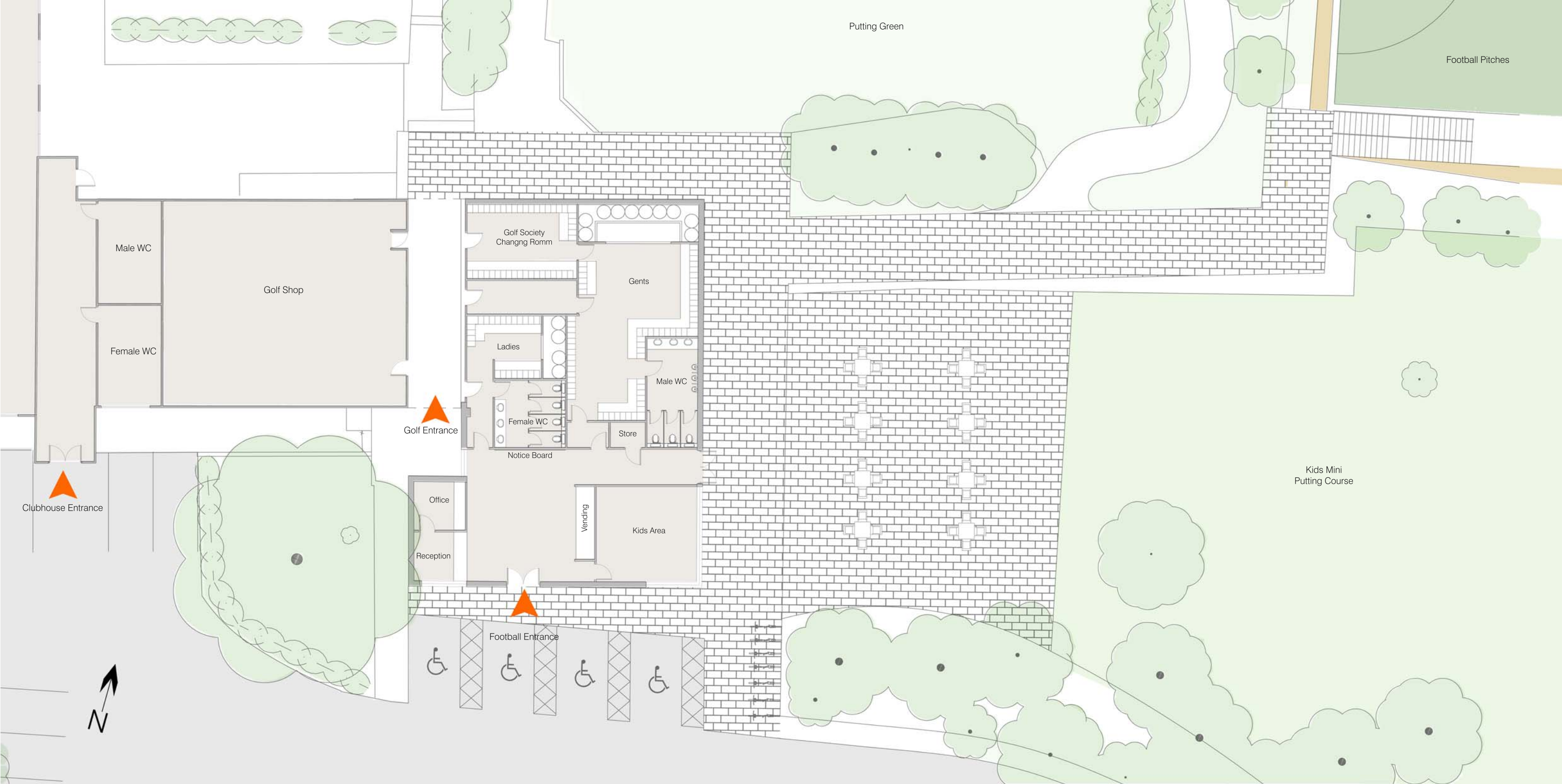


Trent Park Public Golf Course  
London N 14

architecture | **2B**

Trent Park, Enfield 2010-568(A)





Proposed Pavilion  
Plan  
1 : 200 @ A3

Proposed Front  
Elevation  
1 : 200 @ A3





Existing Entrance  
VIEW 1

Existing

 Trent Park Public Golf Course  
London N 14

architecture | **2B**

Trent Park, Enfield 2010-568(A)





Proposed Entrance

VIEW 1

Signage type indicative and subject to separate signage application

Proposed



architecture | **2B**

Trent Park, Enfield

2010-568(A)





Existing View from First Fairway  
VIEW 2

Proposed



architecture | **2B**

Trent Park, Enfield 2010-568(A)





Proposed View from First Fairway  
VIEW 2

Proposed



architecture | **2B**

Trent Park, Enfield 2010-568(A)